



**REVIEW ARTICLE**

**Review on Orodispersible Tablets**

**Roshan Pagar\*, Sapana Ahirrao, Tapasya Yallatkar, Mohan Wagh**

*MET's Institute of Pharmacy, Nashik, India.*

Manuscript No: IJPRS/V4/I1/00046, Received On: 30/03/2015, Accepted On: 05/04/2015

**ABSTRACT**

Tablet is the most popular dosage forms existing today because of its convenience of self-administration, compactness and easy manufacturing; however the problem of swallowing is common fact which leads to poor patient compliance. To overcome this drawback, fast dissolving tablets (FDT) has emerged as alternative oral dosage forms. These are novel types of tablets that disintegrate in saliva within few seconds without chewing and additional water. According to European Pharmacopoeia, the FDT should disperse/disintegrate in less than three minutes. The basic approach used in development of FDT is the use of superdisintegrant like Cross linked carboxymethylcellulose (Croscarmellose), Primogel, Polyvinylpyrrolidone (Polyplasdone) etc. which provide instantaneous disintegration of tablet after putting on tongue. The bioavailability of some drugs may be increased due to absorption of drugs in oral cavity and also due to pregastric absorption of saliva containing dispersed drugs that pass down into the stomach. Moreover, the amount of drug that is subject to first pass metabolism is reduced as compared to standard tablets.

**KEYWORDS**

Orodispersible tablets, Fast dissolving tablets, Superdisintegrants, ODT

**INTRODUCTION**

The conventional dosage forms like tablet and capsule have wide acceptance up to 50-60% of total dosage forms. Tablet is still most popular conventional dosage forms existing today because of ease of self-administration, easy to manufacture and it can be deliver in accurate dose. One important drawback of such dosage form is the difficulty in swallowing. Therefore, tablet must be rapidly dissolve or disintegrate in the oral cavity<sup>1,2</sup>. USFDA defined fast dissolving tablet (FDT) as “a solid dosage form containing medicinal substance or active ingredient which disintegrate rapidly usually within a matter of seconds when placed upon the tongue.” Fast dissolving tablets are also known as mouth-dissolving tablets, Oro-dispersible tablets,

rapimelts, and porous tablets. Fast dissolving tablets dissolve or disintegrate in the oral cavity without the need of water. Most fast dissolving tablets must include substances to mask the bitter taste of the active ingredient. This masked active ingredient is then swallowed by the patient's saliva along with the soluble and insoluble excipients<sup>3,4</sup>. Some drugs are absorbed from the oral cavity, pharynx and esophagus as the saliva passes down into the stomach. Thus the bioavailability of drug is significantly more than those observed from conventional tablets dosage form. The time for disintegration of fast disintegrating tablets is generally considered to be less than one minute.

**Criteria for ODT<sup>22-23</sup>**

ODT not require water to swallow and should dissolve or disintegrate in mouth within a few second.

\*Address for Correspondence:

Mr. Roshan Pagar

MET's Institute of Pharmacy, Nashik, India.

E-Mail Id: [roshan.pagar5@gmail.com](mailto:roshan.pagar5@gmail.com)

- FDT allow high drug loading.
- FDT have pleasant mouth feel.
- FDT leave minimal or no residue in mouth after oral administration.
- Should have lower dose require.
- Small to lower molecule weight.
- Partially non ionized in oral cavity at PH (6.8).
- Ability to diffuse and partition into the epithelial of upper GIT.
- Free from bitter taste.
- It exhibit low sensitivity to environmental condition as humidity and Temperature.
- Allow the manufacture of tablet using conventional processing and packing equipment at low cost.
- Drug should possess  $\log p > 2$

#### Silent Features of ODT<sup>24-25</sup>

- Be compatible with taste masking.
- Be portability without fragility concern.
- Have a pleasant mouth feel.
- Not require water to swallow, but it should dissolve or disintegrate in the mouth within matter of second.
- Leave minimal or no residue in mouth after oral administration.
- Exhibit low sensitivity to environment condition as humidity and temperature
- Ease of administration to patient who refuse to swallow a tablet, such a pediatric and geriatric patient and psychiatric patient.
- Convenience of administration and accurate dosing as compare to liquid dosage form.
- Good mouth feel properties of MDDS help to change the basic view of medication of “bitter pill” particularly for pediatric patient.
- Rapid dissolution and absorption of drug, which may produce rapid onset of action.

- Some drugs are absorbed from mouth. Pharynx and esophagus as the saliva passes down the stomach, in such cases bioavailability of drug is increased.
- Ability to provide advantage of liquid medication in the form of solid preparation.
- Pregastric absorption can result in improved bioavailability and as result of reduced dosage, improved clinical performance through a reduction of unwanted effect.

#### Advantages<sup>22,24</sup>

- Ease of administration for patient who is mentally ill, disabled and uncooperative requires no water intake.
- Improved compliance /added convenience.
- Better taste.
- Improved stability.
- No chewing needed.
- Cost effective.
- Adaptable and amenable to existing processing and packaging machinery.
- No water needed.
- Allow high drug loading.
- Liquid medicaments (suspension and emulsion) packed in multi dose container ; therefore achievement of content uniformity in the content of each dose may be difficult, this problem is solved by fast dissolving drug delivery system

#### Limitation of ODT<sup>26</sup>

- The major disadvantages of FDTs is related to mechanical strength of tablets
- FDT are very porous and soft molded metrics or compressed in a tablet with low compression, which make tablet friable & brittle which difficult to handle.
- Bad tastes drugs are difficult to formulate as FDT, special precaution should have to be taken before formulate such kind of drug.

- Several FDT are hygroscopic cannot maintain physical integrity under normal condition from humidity which require specialized package.

### Need for Development of ODT

#### *Patient Factors*

Fast dissolving dosage forms are suitable for those patients (particularly pediatric and geriatric patients) who are not able to swallow traditional tablets and capsules with a glass of water. These include the following: very elderly patients of depression who may not be able to swallow the solid dosage forms, a middle-aged patient undergoing radiation therapy for breast cancer, a schizophrenic patient who may try to hide a conventional tablet under his or her tongue, a patient with persistent nausea.

#### *Effectiveness Factor*

Dispersion in saliva in oral cavity causes pre-gastric absorption of drug which dissolves. Any pre-gastric absorption avoids first pass hepatic metabolism which increase the bioavailability. Furthermore, safety profiles may be improved for drugs that produce significant amounts of toxic metabolites mediated by first-pass liver metabolism and gastric metabolism.

#### *Manufacturing and Marketing Factors*

As a drug nears the end of its patent life, it is common for pharmaceutical manufacturers to develop a given drug entity in a new and improved dosage form. A new dosage form allows a manufacturer to extend market exclusivity, unique product differentiation and extend patent protection. For examples, Eisai Inc. launched Aricept FDT, a line extension of donepezil for Alzheimer's disease, in Japan in 2004 and in the U.S. in 2005 in response to a generic challenge filed in the U.S. by Ranbaxy<sup>5</sup>.

#### **Selection for Drug Candidates**

Several factors must be considered while selecting drug candidate for FDT:

- The drugs which have significantly different pharmacokinetic profiles compared with the

same dose administered in a conventional dosage form.

- The drugs that produce toxic metabolites by first pass liver metabolism.
- Drugs having ability to diffuse into the epithelium of the upper GIT and those able to permeate oral mucosal tissue are considered ideal for FDT formulations.
- Patients who concurrently take anticholinergic medications may not be the best candidates for these drugs.
- Drugs with a short half-life and frequent dosing.
- Drugs which are having very bitter or unacceptable taste.
- Drugs which require controlled or sustained release are unsuitable candidates of fast dissolving oral dosage forms<sup>7-8</sup>.

### **Promising Drugs to be incorporated in ODT**

#### *Analgesics and Anti-inflammatory Agents*

Aloxiprin, Auranofin, Azapropazone, Benorylate, Diflunisal, Etodolac, Fenbufen, Fenoprofen, Ibuprofen, Indomethacin, Ketoprofen, Meclofenamic Acid, Nabumetone, Naproxen, Oxaprozin, Oxyphenbutazone, Phenylbutazone, Piroxicam, Sulindac.

#### *Anthelmintics*

Albendazole, Bephenium, Dichlorophen, Ivermectin, Mebendazole, Oxarnniquine, Oxfendazole, Oxantel Embonate, Praziquantel, Thiabendazole.

#### *Anti-arrhythmic Agents*

Amiodarone, Disopyramide, Flecainide Acetate, Quinidine Sulphate.

#### *Anti-bacterial Agents*

Penicillin, Cinoxacin, Ciprofloxacin, Clarithromycin, Clofazimine, Doxycycline, Erythromycin, Ethionamide, Nitrofurantoin, Rifampicin, Sulphabenzamide, Sulphacetamide, Sulphafurazole, Sulphamethoxazole, Tetracycline, Trimethoprim.

### **Anti-coagulants**

Dicoumarol, Dipyridamole, Nicoumalone, Phenindione.

### **Anti-depressants**

Amoxapine, Ciclazindol, Mianserin, Nortriptyline, Trazodone, Trimipramine.

### **Hypoglycemic Agents**

Chlorpropamide, Glibenclamide, Gliclazide, Glipizide, Tolazamide, Tolbutamide.

### **Anti-epileptics**

Beclamide, Carbamazepine, Clonazepam, Ethotoin, Methoin, Methsuximide, Methylphenobarbitone, Oxcarbazepine, Paramethadione, Phenacemide, Phenobarbitone, Phenytoin, Phensuximide, Primidone, Sulthiame, Valproic Acid.

### **Anti-fungal Agents**

Amphotericin, Butoconazole Nitrate, Clotrimazole, Econazole Nitrate, Fluconazole, Fiucytosine, Griseofulvin, Itraconazole, Ketoconazole, Miconazole, Natamycin, Nystatin, Terbinafine, Terconazole, Tioconazole, Undecenoic Acid.

### **Anti-gout Agents**

Allopurinol, Probenecid, Sulphinpyrazone.

### **Anti-hypertensive Agents**

Amlodipine, Carvedilol, Benidipine, Darodipine, Dilitazem, Diazoxide, Felodipine, Guanabenz Acetate, Indoramin, Isradipine, Minoxidii, Nicardipine, Nifedipine, Nimodipine, Phenoxybenzamine, Prazosin, Reserpine, Terazosin.

### **Anti-Malarials**

Amodiaquine, Chloroquine, Chlorproguanil, Halofantrine, Mefloquine, Proguanil, Pyrimethamine, Quinine.

### **Anti-Migraine Agents**

Dihydroergotamine, Ergotamine, Methysergide, Pizotifen, Sumatriptan<sup>10-12</sup>.

## **Technologies Used to Prepare ODT**

### **Conventional Technologies**

#### **A. Disintegrant Addition**

This technique involves the addition of superdisintegrants in optimum concentration to achieve rapid disintegration. For example, Crosspovidone (3% w/w) and crosscarmellose (5% w/w) used in prochlorperazine maleate formulation. FDT prepared by this technique are similar to conventional tablets with higher % of disintegrants, lower hardness and higher % of friability.

#### **B. Freeze drying or Lyophilization**

In lyophilization, the drug is dissolved or dispersed in an aqueous solution of a carrier. The mixture is poured into the wells of the preformed blister packs. The trays holding the blister packs are passed through liquid nitrogen freezing tunnel to freeze the drug solution. Then the frozen blister packs are placed in refrigerated cabinets to continue the freeze drying. The tablets are highly porous having high specific surface area which dissolves rapidly and shows improved absorption and bioavailability.

#### **C. Moulding**

Water-soluble ingredients with a hydro-alcoholic solvent are used and are molded into tablets under pressure lower than that used in conventional tablet compression. Molded tablets are very less compact than compressed tablet that enhances disintegration and finally absorption increased.

#### **D. Sublimation**

In sublimation, inert solid ingredients that volatilize rapidly like camphor ammonium carbonate, hexamethylenetetramine was added to the other tablet ingredients and the mixture is compressed into tablets. The volatile materials were then removed via sublimation, which generates porous structure that increases the dissolution.

#### **E. Mass Extrusion**

This technique involves the softening of active blend by using the solvent mixture of water

soluble polyethylene glycol and methanol. Expulsion of these softened mass through the extruder or syringe to get a cylindrical shape into even segments to form tablets. The dried product can be used to coat granules of bitter tasting drugs and there by masking their bitter taste.

#### **F. Direct Compression**

In this technique conventional equipment and the most commonly available excipients and a limited number of processing steps are involved. It is most cost effective tablet manufacturing technique.

#### **G. Compaction**

##### **A) Melt Granulation**

Tablets are prepared by incorporating a hydrophilic waxy binder (super polystate) PEG-6-stearate. Super polystate not only acts as binder and increase physical resistance of tablet but also helps the disintegration of tablet. Tablets prepared by this method melt in the mouth and solubilizes rapidly leaving no residue.

##### **B) Phase-transition Process**

Tablets in phase transition process are prepared by compressing a powder containing two sugar alcohols with high and low melting points and subsequent heating at a temperature between their melting points. The tablet hardness was increased after heating process due to increase of inter particle bond induced by phase transition of lower melting point sugar alcohol.

#### **H. Nanonization**

Nanonization involves size reduction of drug to nanosize by milling the drug using wet-milling technique. The nanocrystals of the drug are stabilized against agglomeration by surface adsorption on selected stabilizers, which are then incorporated into FDTs. This is used for poorly water soluble drugs. It leads to higher bioavailability and reduction in dose, cost effective manufacturing process.

#### **I. Fast Dissolving Films**

Firstly, a non-aqueous solution is prepared containing water soluble film forming polymer (pullulan, CMC, HPMC, hydroxyl ethyl

cellulose, PVP or sodium alginate), drug and other taste masking ingredients are used to form a film after evaporation of solvent. In case of a bitter drug, resin adsorbate or coated micro particles of the drug can be incorporated into the film. The thin films size less than 2x2 inches that dissolved in 5 sec, instant drug delivery and flavored for bitter drugs<sup>13-14</sup>.

#### **Patented Technologies<sup>15-17</sup>**

##### **A. Zydis Technology**

Zydis, the best known of the fast-dissolving/disintegrating tablet preparations was the first marketed new technology tablet. The tablet dissolves in the mouth within seconds after placement on the tongue. A Zydis tablet is produced by lyophilizing or freeze-drying the drug in a matrix usually consisting of gelatin. The product is very lightweight and fragile, and must be dispensed in a special blister pack. Patients should be advised not to push the tablets through the foil film, but instead peel the film back to release the tablet. The Zydis product is made to dissolve on the tongue in 2 to 3 seconds. The Zydis formulation is also self-preserving because the final water concentration in the freeze-dried product is too low to allow for microbial growth.

##### **B. Durasolv Technology**

Durasolv is the patented technology of CIMA labs. The tablets made by this technology consist of a drug, fillers and a lubricant. Tablets are prepared by using conventional tableting equipment and have good rigidity. These can be packed into conventional packaging system like blisters. Durasolv is an appropriate technology for products requiring low amounts of active ingredients.

##### **C. Orasolv Technology**

Orasolv Technology has been developed by CIMA labs. In this system active medicament is taste masked. It also contains effervescent disintegrating agent. Tablets are made by direct compression technique at low compression force in order to minimize oral dissolution time. Conventional blenders and tablet machine is used to produce the tablets. The tablets produced are

soft and friable and packaged in specially designed pick and place system.

#### D. Flash Dose Technology

Flash dose technology has been patented by Fuisz. Nurofen meltlet, a new form of ibuprofen as melt-in mouth tablets, prepared using flash dose technology is the first commercial product launched by Biovail Corporation. Flash dose tablets consist of self-binding shear form matrix termed as “floss”. Shear form matrices are prepared by flash heat processing.

#### E. Wowtab Technology

Wowtab Technology is patented by Yamanouchi Pharmaceutical Co. WOW means “Without Water “. In this process, combination of low mouldability saccharides and high mouldability saccharides is used to obtain a rapidly melting strong tablet. The active ingredient is mixed with a low mouldability saccharide and granulated with a high mouldability saccharide and compressed into tablet.

#### F. Flashtab Technology

Prographarm laboratories have patented the Flashtab technology. Tablets prepared by this system consist of an active ingredient in the form of micro crystals. Drug micro granules may be prepared by using the conventional techniques like coacervation, micro encapsulation, and extrusion spherulisation. All the processing utilized conventional tableting technology.

Table 1: Marketed Fast Disintegrating Tablets<sup>29,30</sup>

Name of the Product	Active Ingredients	Company
Feldene Fast, Melt	Piroxicam	Pfizer, USA
Claritin Reditabs	Loratidine	Schering Plough Corp, USA
Mazalit MTL	Rizatriptan	Merck and Co. USA
Zyprexa	Olanzapine	Eli Lilly, USA

Nimulid-MD	Nimesulide	Panacea Biotech, India
Pepcid RPD	Famotidine	Merck and Co., USA
ZopranODT	Ondansetron	Glaxo Wellcome, UK
Zooming – ZMT	Zolmitriptan	Astrazeneca, USA
Zeplar TM	Selegiline	Amarin Corp, UK
Torrox MT	Rofecoxib	Torrent Pharmaceutical, India
Romilast	Montelukast	Ranbaxy Labs Ltd. India
Mosid-MT	Mosapride citrate	Torrent Pharmaceutical, India

#### Mechanism of Action of Super Disintegrants<sup>27,28</sup>

1. By swelling
2. By capillary action
3. Because of heat of wetting
4. Due to disintegrating particle/particle repulsive forces
5. Due to deformation
6. Due to release of gases

#### By Swelling

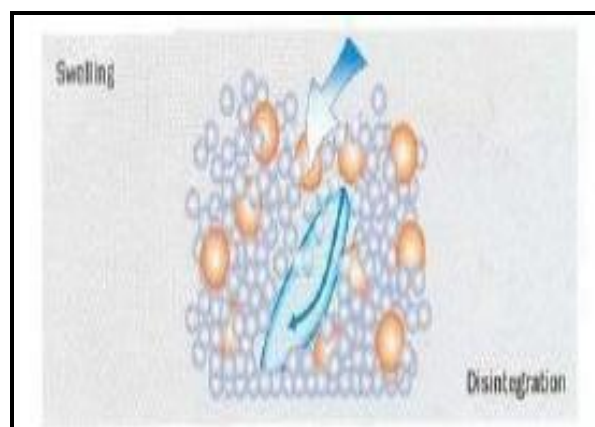


Figure 1: Swelling Mechanism of disintegrants

Tablets with high porosity show poor disintegration due to lack of adequate swelling force. On the other hand, sufficient swelling force is exerted in the tablet with low porosity. It is worthwhile to note that if the packing fraction is very high, fluid is unable to penetrate in the tablet and disintegration is again slows down.

#### **By Capillary Action / Wicking**

Disintegration by capillary action is always the first step. when we put the tablet in to suitable aqueous medium penetrate into the tablet and replace air adsorb on the particles, which weakens intermolecular bond and breaks the tablet in to fine particle, water uptake by tablet depend upon the hydrophobicity of drug and excipient and tableting condition. For these types of dis integrant maintenance of porous structure and low interfacial tension towards aqueous fluid is necessary which help in disintegration by creating a hydrophilic network around the drug particle.

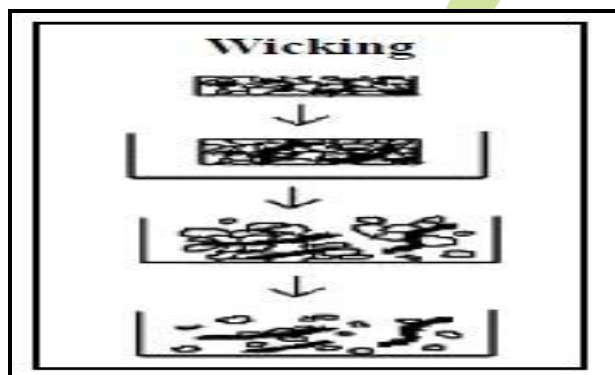


Figure 2: Wicking mechanism of disintegrants

#### **Due to Disintegrating**

Another mechanism of disintegration attempts to explain the tablet made with non-swell able disintegrant. Guyot-hermann has proposed a particle repulsion theory based on the observation that no swelling particle also causes disintegration of tablet. The electric repulsive force between particles is the mechanism of the disintegration and water is requiring for it. Researcher found that repulsion is secondary to wicking. Water is drawn into pores and particles repel each other because of resulting electrical force.

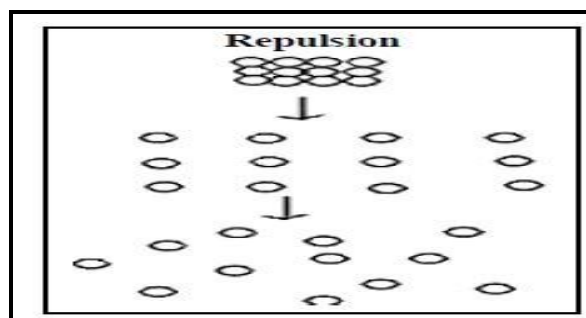


Figure 3: Repulsion mechanism of disintegrants

#### **Due to Deformation**

Hess had proved that during tablet compression. Disintegrated particles are deformed and these deformed particles get in it their normal structure when it comes in to contact with aqueous media or water. Occasionally, the swelling capacity of starch was improved when granules were deformed during compression. This increase in size of deformed particles produces a breakup of the tablet. This may be a mechanism of starch and has only recently begun to be studied.

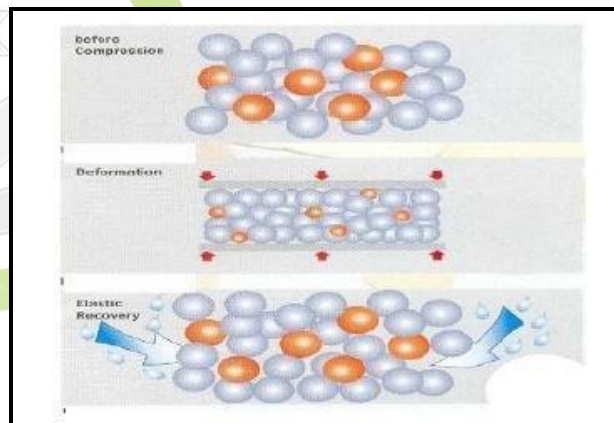


Figure 4: Step involved in Deformation

#### **Due to Release of Gases**

Carbon dioxide release within tablet on wetting due to interaction between bi-carbonate and carbonate with citric acid or tartaric acid. The tablet disintegrates due to generation of pressure within a tablet. The effervescent mixture is used when pharmacist need to formulate very rapid dissolving tablet. As these disintegrant are highly sensitive to small changes in humidity level and temperature, strict control of environment is require during manufacturing of the tablet. The effervescent blend is either added immediately

prior to compression or can be added in to two separate fraction of formulation.

### **By Enzymatic Reaction**

Here, enzyme present in the body act as disintegrants. These enzymes destroy the binding action of binder and helps in disintegration.

### **Evaluation of ODT<sup>19-23</sup>**

Evaluation parameters of tablets mentioned in the Pharmacopoeias need to be assessed, along with some special tests which are discussed here.

### **Weight Variation**

20 tablets were selected randomly from the lot and weighted individually to check for weight variation. Weight variation specification as per I.P. is shown in table.

Table 2: weight variation and accepted % deviation

Average Weight of Tablet	% Deviation
80 mg or less	10.0
More than 80 mg but less than 250 mg	7.5
250 mg or more	5.0

### **Hardness**

The limit of hardness for the FDT is usually kept in a lower range to facilitate early disintegration in the mouth. The hardness of the tablet may be measured using conventional hardness testers. It is expressed in kg or pound.

### **Friability**

To achieve % friability within limits (0.1-0.9%) for an FDT is a challenge for a formulator since all methods of manufacturing of FDT are responsible for increasing the % friability values. Friability of each batch was measure in “Electro lab friabilator”. Ten pre-weighed tablets were rotated at 25 rpm for 4 min, the tablets were then reweighed and the percentage of weight loss was calculated by the following equation.

### **Mechanical Strength**

Tablets should possess adequate mechanical strength to bear shocks of handling in manufacturing, packaging and shipping. Crushing strength and friability are two important parameters for the determination of mechanical strength. Crushing Strength or Tablet Tensile strength is the force required to break a tablet by compression in the radial direction. It is important to note that excessive crushing strength significantly reduces the disintegration time. The crushing strength of the tablet was measured by using Pfizer hardness testers. It is calculated by an average of three observations. Tensile strength for crushing (T) is calculated using the equation,

$$T = 2F / \pi * d * t$$

Where, F is the crushing load,

d and t denote the diameter and thickness of the tablet respectively.

### **Measurement of Tablet Porosity**

The mercury penetration porosimeter can be used to measure the tablet porosity. The tablet porosity ( $\epsilon$ ) can be calculated by using following equation,

$$\epsilon = 1 - m / (\rho t V)$$

Where  $\rho t$  is the true density,

m and V are the weight and volume of the tablet, respectively.

### **Wetting Time and Water Absorption Ratio**

Wetting time of dosage form is related with the contact angle. Lower wetting time implies a quicker disintegration of the tablet. The disintegration time for FDT needs to be modified as disintegration is required without water, thus the test should mimic disintegration in salivary contents.

For this purpose, a petridish (10 cm diameter) was filled with 10 ml of water. The tablet was carefully placed in the center of petridish and the time for the tablet to completely disintegrate into fine particles was noted. The water absorption ratio, R can be the determined according to the following equation;



$$R = 100 (W_a - W_b) / W_b$$

$W_b$ ; The weight of the tablet before keeping in the petridish,

$W_a$ ; The wetted tablet from the petridish is taken and reweighed.

### **Moisture Uptake Studies**

Moisture uptake studies for FDT should be conducted to assess the stability of the dosage form. Ten tablets from each formulation were kept in desiccator over calcium chloride at 37°C for 24h. The tablets were weighed and exposed to 75% relative humidity, at room temperature for 2 weeks. Required humidity was achieved by keeping saturated sodium chloride solution at the bottom of the desiccator for 3 days. One tablet as control (without super disintegrants) was kept to check the moisture uptake by the other excipients. Tablets were weighed and the percentage increase in the weight was recorded.

### **In-vitro Dispersion Time**

Tablet was added to 10 ml of phosphate buffer solution, pH 6.8 at 37±0.5°C. Time required for complete dispersion of a tablet was measured.

### **Disintegration Test**

The time for disintegration of FDTs is generally less than 1 min and actual disintegration time that patient can experience ranges from 5 to 30s. The disintegration test for FDT should mimic disintegration in mouth within saliva.

### **Disintegration in Oral Cavity**

The time required for complete disintegration of tablets in mouth was obtained from six healthy volunteers, who were given tablets from the optimum formulation.

### **Dissolution Test**

The dissolution methods for FDT are practically identical to conventional tablet when FDT does not utilize taste masking. Commonly the drugs may have dissolution conditions as in USP monograph. 0.1N HCl, pH 4.5 and pH 6.8 buffers should be used for evaluation of FDT in the same way as their ordinary tablet counterparts. USP 2 paddle apparatus is most suitable and common

choice for dissolution test of FDT tablets as compared to USP1 (basket) apparatus due to specific physical properties of tablets. In paddle apparatus the paddle speed of 25-75 rpm is commonly used. Since the dissolution of FDTs is very fast when using USP monograph conditions hence slower paddle speeds may be utilized to obtain a comparative profile.

### **Clinical Studies**

*In vivo* studies show the actual action of FDT in the oral–esophageal tract, their pharmacokinetic and therapeutic efficacy, and acceptability. The investigation using gamma-scintigraphy showed that the dissolution and buccal clearance of fast disintegrating dosage forms was rapid. The esophageal transit time and stomach emptying time were comparable to those of traditional dosage forms i.e. tablets, capsules, or liquid forms.

### **Stability Study (Temperature Dependent)**

The fast dissolving tablets stored under the following conditions for a period as prescribed by ICH guidelines for accelerated studies.

- (i) 40 ± 1°C
- (ii) 50 ± 1°C
- (iii) 37 ± 1°C and RH 75% ± 5%

The tablets were withdrawn after a period of 15 days and analyzed for physical characterization such as visual defects, Hardness, Friability, Disintegrations, and Dissolution etc. The data obtained is fitted into first order equations to determine the kinetics of degradation. Accelerated stability data are plotting according Arrhenius equation to determine the shelf life at 25°C.

### **CONCLUSION**

The concept of Fast Dissolving tablet is evolved to overcome some of the problems that existed in conventional solid dosage form (tablet and capsule) i.e. difficulty in swallowing in pediatric and geriatric patients who constitute a large proportion of world's population. Psychiatric patients, victim of stroke and patient who are suffering from gastric irritation refuses to

swallow the solid unit dose. In such patients drug can be easily administered by using FDT. It also leads to improve efficacy, bioavailability, rapid onset of action, better patient compliance due to its quick absorption from mouth to GIT as the saliva passes. As a drug entity nears the end of its patent life, pharmaceutical manufacturer need a new and improved dosage form for the given drug entity. A new dosage form must allow a manufacturer to extend market exclusivity. In this regard, FDT is the best suitable dosage form for the manufacturers. In future FDT may be most acceptable and prescribed dosage form due to its quick action (within minute). Their characteristic advantages such as administration without water, anywhere, anytime lead to their increased patient compliance in today's scenario of hectic life.

## REFERENCES

- Habib, W., Khankari, R., Hontz, J. (2000). Fast-dissolving drug delivery systems, critical review in therapeutics, *Drug Carrier Systems*, 17(1), 61-72.
- Seager, H. (1998). Drug delivery products and Zydis fast dissolving dosage form, *Journal of Pharmacy and Pharmacology*, 50, 375-382.
- Kuchekar, B. S., Badhan, A. C., & Mahajan, H. S. (2003). Mouth dissolving tablets: A novel drug delivery system. *Pharmatimes*, 35(7), 7-9.
- Slowson, M., & Slowson, S. (1985). What to do when patients cannot swallow their medications. *Pharm. Times*, 51, 90-96.
- Allen Jr, L. V. (1997). Flavors and Flavoring. *International Journal of Pharmaceutical Compounding*, 1(2), 90
- Chang, R. K., Xiaodi, G., BURNSIDE, B. A., & COUCH, R. A. (2000). Fast-dissolving tablets. *Pharmaceutical Technology*, 24(6), 52-58.
- Pfister, W. R., & Ghosh, T. K. (2005). Intraoral delivery systems: An overview, current status, and future trends. *Drugs and the pharmaceutical sciences*, 145, 1. Drug delivery to the oral cavity: Molecules to Market. CRC Press, NY, USA, 1-40.
- Ostrander, K. (2003). Advances in fast dispersing technologies-zydis, Paper presented at the Annual Meeting of the AAPS, Salt Lake City, UT.
- Cilurzo, F., Selmin, F., Minghetti, P., Rimoldi, I., Demartin, F., & Montanari, L. (2005). Fast-dissolving mucoadhesive microparticulate delivery system containing piroxicam. *European Journal of Pharmaceutical Sciences*, 24(4), 355-361.
- Rasetti-Escargueil, C., & Grange, V. (2005). Pharmacokinetic profiles of two tablet formulations of piroxicam. *International Journal of Pharmaceutics*, 295(1), 129-134.
- Abdelbary, G., Eouani, C., Prinderre, P., Joachim, J., Reynier, J. P., & Piccerelle, P. H. (2005). Determination of the in vitro disintegration profile of rapidly disintegrating tablets and correlation with oral disintegration. *International Journal of Pharmaceutics*, 292(1), 29-41.
- Reddy, L. H., & GHOSH, B. (2002). Fast dissolving drug delivery systems: A review of the literature. *Indian Journal of Pharmaceutical Sciences*, 64(4), 331-336.
- Seager, H. (1998). Drug-delivery products and the zydis fast-dissolving dosage form. *Journal of Pharmacy and Pharmacology*, 50(4), 375-382.
- Modi, A., & Tayade, P. (2006). Enhancement of dissolution profile by solid dispersion (kneading) technique. *AAPS Pharmscitech*, 7(3), E87-E92.
- Ahmed, I. S., Nafadi, M. M., & Fatahalla, F. A. (2006). Formulation of a fast-dissolving ketoprofen tablet using freeze-drying in blisters technique. *Drug Development and Industrial Pharmacy*, 32(4), 437-442.
- Cirri, M., Rangoni, C., Maestrelli, F., Corti, G., & Mura, P. (2005). Development of fast-dissolving tablets of flurbiprofen-cyclodextrin complexes. *Drug Development and Industrial Pharmacy*, 31(7), 697-707.

17. Indian Pharmacopoeia, Vol-2, the Controller of Publication Delhi, 1996, 735.
18. Marshall, K., Lachman, N., Liberman, H. A., & Kanig, J. (1987). The theory and practice of industrial pharmacy. *Edition, 3*, 66-99.
19. Bi, Y. X., Sunada, H., Yonezawa, Y., & Danjo, K. (1999). Evaluation of rapidly disintegrating tablets prepared by a direct compression method. *Drug Development and Industrial Pharmacy*, 25(5), 571-581.
20. Morita, Y., Tsushima, Y., Yasui, M., Termoz, R., Ajioka, J., & Takayama, K. (2002). Evaluation of the disintegration time of rapidly disintegrating tablets via a novel method utilizing a CCD camera. *Chemical and Pharmaceutical Bulletin*, 50(9), 1181-1186.
21. USP, N. (2006). The official compendia of standards. In *The United States Pharmacopoeial Convention. Asian edition. Propranolol extended release capsules*.
22. Ashish, P., Harsoliya, M. S., Pathan, J. K., & Shruti, S. (2011). A Review-Formulation of mouth dissolving tablet. *International Journal of Pharmaceutical and Clinical Science*, 1(1), 1-8.
23. Desale, K., Gaikwad, P. D., Pawar, S. P. (2011). Review on fast dissolving tablet, *International Journal of Pharmaceutical Sciences Review and Research*, 11(1), 152-158.
24. Shaikh, S., Khirsagar, R. V., & Quazi, A. (2010). Fast disintegrating tablets: an overview of formulation and technology. *International Journal of Pharmacy & Pharmaceutical Sciences*, 2(3), 9-15
25. Seager, H. (1998). Drug-delivery products and the zydis fast-dissolving dosage form. *Journal of Pharmacy and Pharmacology*, 50(4), 375-382.
26. Gupta, A. (2010). Recent trends of fast dissolving tablet-An overview of formulation technology. *International Journal of Pharmaceutical & Biological Archive*, 1(1), 1-10.
27. Yadav, G., Kapoor, A., & Bhargava, S. (2012). Fast dissolving tablets recent advantages: A review. *International Journal of Pharmaceutical Sciences and Research*, 3(3), 728-736.
28. Pandey, S., Gupta, M. M., Chauhan, B. S. (2013). A brief discussion on fast dissolving tablet –Recent Technology. *Asian Journal of Pharmaceutical Technology Research*, 3(1), 27-52.
29. Yadav, G., Kapoor, A., & Bhargava, S. (2012). Fast dissolving tablets recent advantages: A review. *International Journal of Pharmaceutical Sciences and Research*, 3(3), 728-736.
30. Pandey, S., Gupta, M. M., Chauhan, B. S. (2013). A brief discussion on fast dissolving tablet –Recent Technology, *Asian Journal of Pharmaceutical Technology Research*, 3(1), 27-52.